




ZeroDrive

Quick Specs

Input Voltage	120-277VAC
Output Voltage	24VDC
Ambient Temp	-30°C - + 40°C / -86°F - + 104°F
Environment	Dry and Damp

Customer Assistance

For technical questions regarding the installation or operation of this product, please contact our customer support team:

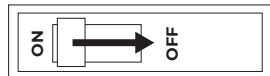
 347-334-6368 ext 3

 www.ambientechinc.com



Before You Begin

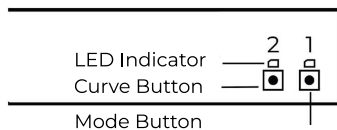
To avoid fire, shock, or death, turn the power off at circuit breaker and test to ensure the power is off before wiring.



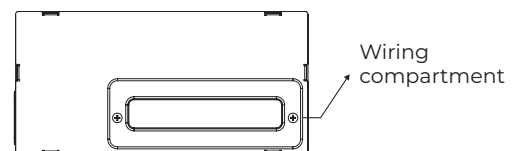
Dimming Modes

LED(1)	MODE	CURVE	LED(2)
Tunable White	RED	Ax	Red
Dim to Warm	ORANGE	Bx	Orange
Only Dimming	GREEN	Cx	Green

Press Button to Choose Mode / Rotate Dimming Curve



1. Open wiring compartment



2. Punch knockouts for wiring conduit access



Wiring Diagram

With the power switched Off, connect the wires according to the wiring diagram below.

Note: If you are connecting more than one wire to each terminal, it is recommended to form a pigtail connection.

